



Quiz Contact Instructions

Please Wear Your Awana Uniform

Thank you for being the Contact Person for Awana Bible Quizzing. We are trusting God for a great day, and your help will help make that possible. Here is some information to help you.

To get the complete information and rule book, go to the web site www.northlandawana.org and click on Quizzing. A map to the church is also on the web page. NEW FOR 2007: for all one person teams, the Head Score keeper will be adding a "Phantom Quizzer". This will give the person 1/2 of their Multiple Choice score added to their total. I.e.: if they score 90 on M.C., there new total will be 135. See web site for complete rules regarding the Phantom Quizzer. Please inform all quizzing personal and clubbers about this change.

Arrive **one half hour** before the Quiz. Coaches and Score Keepers need to attend a meeting.

Before the Quiz:

- ▶ Copy and hand out the Coaches Instructions to all your Coaches. Remember that (except for the South West Area) Boys and Girls quiz at the same time, so make sure you have the right number of Coaches.
- ▶ Copy and hand out the Sample Score Sheet and Score Keeper Instructions to all your Score Keepers. Remember that you need one for each team you registered. You may need a minimum of two, since Boys and Girls quiz at the same time (except for the South West Area).
- ▶ Copy and hand out the Judges Instructions to those who have volunteered for that position. Someone will be calling them before the Quiz to answer their questions.
- ▶ Fill out the Quiz Participation Awards Sheet. Turn it in when you have the meeting before the Quiz
- ▶ Have the Coaches fill out the Score Sheets *in pencil* according to the instructions on their Instructions Sheet.

On the day of the Quiz:

- ▶ Hand in the bottom part of the Quiz Participation Awards Sheet at the meeting before the Quiz. Keep the top part for your records.
- ▶ After the Quiz, pick up the envelope with your church's name on it. It has the Quiz Participation Awards in it.

May God bless you for your work.

For His glory,
Arlyn & Marcy



Score Keepers Instructions

Please Wear Your Awana Uniform

Thank you for volunteering to work with us in Awana Bible Quizzing. We are trusting God for a great day, and your help will help make that possible.


To get the complete information and rule book, go to the web site www.northlandawana.org and click on Quizzing. A map to the church is also on the web page.

Here is what you need to know to keep score accurately.

1. You will be keeping score for both Multiple Choice and Speed portions of the Quiz. Enclosed is a sample Score Sheet for you to study.
2. The Quiz Master will call to the platform the Quizzers from your church. Then come to the front and get your clipboard with the team's Score Sheet on it. Sit so that you can see the Quizzers for whom you are keeping score.
3. For the Multiple Choice portion, we will ask ten questions. Mark "10" for each correct answer, "0" for each incorrect answer, or "V" for a violation (looking at the audience or another Quizzer). **If you see a Quizzer looking around, tell the Quiz Master to remind the Quizzers to keep their eyes on their boxes.** Give a "V" only when a Quizzer has been given this reminder. When all of the questions have been asked, *leave* the clipboard on the seat, and *give* the Score Sheet to either the Quiz Master or the Head Score Keeper. **DO NOT** add the scores; the Head Score Keeper will do that.
4. For Speed Quizzing, if a Quizzer on your Score Sheet is the first one to be called on, give him/her "20" points if s/he answers correctly. If s/he answers the question incorrectly, give a "-10". If a Quizzer on your Score Sheet is the second one to be called on, give him/her "10" points if s/he answers correctly. If s/he answers the question incorrectly, give a "-5". If s/he does not answer the question give a "0". If a Quizzer answers three Speed questions correctly **or** misses two questions, **inform the Quiz Master when the answer(s) have been given.** If a Quizzer answers three questions correctly, put "30" points on the line labeled "Quiz Out(30 pts.)" After the Speed portion is finished, *leave* the clipboard on the seat, and *give* the Score Sheet to the Quiz Master.

May God bless you for your work.

For His glory,
Arlyn & Marcy



T&T Score Sheet

Year _____

Circle the correct Area: North West (Minot) North Central (Fargo) North East (Grand Rapids)
 South Central (Watertown) South Central (Sioux Falls) South West (Rapid City) Finals

Circle the correct Book and Gender: Book: 1 2 3 4 Gender: Boys Girls

Town/Church/Team # Alfred / First Church #2

Score Keeper Hattie Smith

1st Speed Quizzer			2nd Speed Quizzer			3rd Speed Quizzer		
Bill Johnson			Warren Smith			Harry Johnson		
Mul. Ch. 10 or 0 pts.	Q #	Speed 20(-10) 10(-5) or 0 pts.	Mul. Ch. 10 or 0 pts.	Q #	Speed 20(-10) 10(-5) or 0 pts.	Mul. Ch. 10 or 0 pts.	Q #	Speed 20(-10) 10(-5) or 0 pts.
10	1	-10	10	1		10	1	
10	2	0	10	2		10	2	
10	3	20	10	3		10	3	
10	4	0	10	4		10	4	
10	5	20	10	5		0	5	
10	6	20	0	6		V	6	
10	7		10	7	0	10	7	
10	8		10	8	10	0	8	
10	9		10	9	0	10	9	
10	10		10	10	10	10	10	
Mul. Ch. Total	11		Mul. Ch. Total	11	10	Mul. Ch. Total	11	
	12			12			12	0
	13			13			13	20
100	14		90	14		70	14	0
	15			15			15	10
Quiz Out (30 pts)		30	Quiz Out (30 pts)		30	Quiz Out (30 pts)		
Speed Total		80	Speed Total		60	Speed Total		30

Please let the Head Score Keeper add up the Grand Totals and Team Totals.

Grand Total	180	Grand Total	150	Grand Total	30
Team Total (2 highest MC and all Speed Scores)			360		



Coaches Instructions

Please Wear Your Awana Uniform

Thank you for working with the Quizzers. Here are a few items to keep in mind on this wonderful day.

To get the complete information and rule book, go to the web site www.northlandawana.org and click on Quizzing. A map to the church is also on the web page.

Before you come to the Quiz, get a copy of the Score Sheet from your Quiz Contact Person and write *in pencil* the names of the Quizzers. Make sure the names are written on the Score Sheet in the correct order and in the correct Book/Gender. The first to Speed Quiz is to be the first one on the Score Sheet. The second one to Speed Quiz should be the second one on the Score Sheet.

At the Quiz, please sit up front to be near the Quizzers and the Judges.

If you have three Quizzers in a Book/Gender, you may quiz all three of them for both the Multiple Choice and the Speed portions. But, only the top two scores will count in the Multiple Choice portion. In Speed Quizzing, only one Quizzer quizzes at a time. You may substitute Quizzers at any time. However, a Quizzer who has been taken out may not be put back in unless the Quizzer who is up there has Quizzed Out or answered two questions incorrectly, and, then only if the first Quizzer has not Quizzed Out or answered two questions incorrectly.

In case of a tie, you may put your best Quizzer in, even if s/he has Quizzed Out.

If your church entered more than one team per club: 1) *only the highest scoring team can come to Finals* and 2) please remember who is on Team One and who is Team Two so that when the awards are handed out, you can send up the right Quizzers.

Appeals

You may want clarification on a ruling by the Judges. To do so you are to say, "Question", come up to the Judges, state the question you have, and then sit down. You **MUST** appeal a question **BEFORE** the next question is read. **Please be careful about questioning rulings. You can quickly frustrate the Quizzers, Judges and spectators by too many appeals.** The Judges will discuss the question and make their decision with the Quiz Master. Their decision is final. Remember that verses may be quoted in both King James and New King James versions. Thus the answer may be counted correct when it doesn't match your book. Coaches **ARE NOT** to talk to Score Keepers about answers or to Judges about scoring.

Multiple Choice violation calls are made by the Score Keepers. They **can not** be called by Coaches or audience.

Quizzers **may not** ask for questions to be repeated, other than the second person during Speed Quiz.

Clarification on what are acceptable answers.

Verses must be quoted word perfect. This is only when the question says "recite" or "quote". Words in brackets [] or () do not need to be said, but are correct if said. If a Quizzer says what is in the brackets or parenthesis, it must be word perfect.

All other answers must be close enough that the Judges feel the Quizzer knows the answer.


Reciting a verse to answer a question is acceptable, IF the verse does indeed answer the question. But sometimes the question may start "According to Jeremiah 17:9..." but then ask for the **DEFINITION** of a word in the verse. Quoting the verse will not give the definition, and therefore would be an incorrect answer.

The rule book states that verses are to be quoted "word perfect". **Quoting verses NOT ASKED FOR will be incorrect** because that is not quoting the verse word perfectly. For example, if the question asks to quote Romans 8:38, quoting Romans 3:23 **AND** Romans 8:38 would be incorrect. The Quizzer must correctly quote **ONLY** the verse for which the question is asking.

The only exception is with passages of Scripture. For example, if the question asks the Quizzers to quote Romans 8:38 and a Quizzer quoted verses 38 **AND** 39, that would be acceptable.

May God bless you for your work.

For His glory, Arlyn & Marcy



T&T Score Sheet

Please fill in the names of your Quizzers and turn in this sheet at the meeting before the Quiz.

Year _____

Circle the correct Area: North West (Minot) North Central (Fargo) North East (Grand Rapids)
South Central (Watertown) South Central (Sioux Falls) South West (Rapid City) Finals

Circle the correct Book and Gender: Book: 1 2 3 4 Gender: Boys Girls

Town/Church _____

Score Keeper _____

1st Speed Quizzer			2nd Speed Quizzer			3rd Speed Quizzer		
Mul. Ch. 10 or 0 pts.	Q #	Speed 20(-10) 10(-5) or 0 pts.	Mul. Ch. 10 or 0 pts.	Q #	Speed 20(-10) 10(-5) or 0 pts.	Mul. Ch. 10 or 0 pts.	Q #	Speed 20(-10) 10(-5) or 0 pts.
	1			1			1	
	2			2			2	
	3			3			3	
	4			4			4	
	5			5			5	
	6			6			6	
	7			7			7	
	8			8			8	
	9			9			9	
	10			10			10	
Mul. Ch. Total	11		Mul. Ch. Total	11		Mul. Ch. Total	11	
	12			12			12	
	13			13			13	
	14			14			14	
	15			15			15	
Quiz Out (30 pts)			Quiz Out (30 pts)			Quiz Out (30 pts)		
Speed Total			Speed Total			Speed Total		

Please let the Head Score Keeper add up the Grand Totals and Team Totals.

Grand Total		Grand Total		Grand Total	
Team Total (2 highest MC and all Speed Scores)					



Judges Instructions

Please Wear Your Awana Uniform

You may be judging for more than one Book/Gender (Book 1 Girls and Book 2 Girls, for example) during the Speed Quizzing. Quizzers will have badges of the version in which they learned the versions. HOWEVER, be aware that some may quote the verse in another version. **Be ready to switch versions.** The Quiz Master will read the question, stopping when a Quizzer buzzes in. You are to follow along as the Quiz Master reads to make sure the question is read correctly. Then read the answer as the Quizzer gives his/her answer. When the Quizzer has finished her/his answer, look to the Quiz Master and acknowledge whether the answer was correct or not.

Make sure **Handbooks and Leaders Guides** in all three versions are available for your reference.

Appeals

A coach may want clarification on a ruling by the Judges. The Coach is to say, "Question", come up to the Judges, state the question s/he has, and then sit down. The Judges will discuss the question and make their decision with the Quiz Master. Their decision is final.

Clarification on what are acceptable answers.

Verses must be quoted word perfect. This is only when the question says "recite" or "quote". Words in brackets [] or () do not need to be said, but are correct if said. If a Quizzer says what is in the brackets or parenthesis, it must be word perfect.

All other answers must be close enough that the Judges feel the Quizzer knows the answer.

Reciting a verse to answer a question is acceptable, IF the verse does indeed answer the question. But sometimes the question may start "According to Jeremiah 17:9..." but then ask for the DEFINITION of a word in the verse. Quoting the verse will not give the definition, and therefore would be an incorrect answer.

The rule book states that verses are to be quoted "word perfect". **Quoting verses NOT ASKED FOR will be incorrect** because that is not quoting the verse word perfectly. For example, if the question asks to quote Romans 8:38, quoting Romans 3:23 AND Romans 8:38 would be incorrect. The Quizzer must correctly quote ONLY the verse for which the question is asking.

The only exception is with passages of Scripture. For example, if the question asks the Quizzers to quote Romans 8:38 and a Quizzer quoted verses 38 AND 39, that would be acceptable.

If only a reference is asked for and the quizzer also quotes the verse the answer will be counted correct if the quizzer gives the correct reference and incorrectly quotes the verse.

Please remember to be careful that you not give the Quizzers any unintended help. For example, do not nod your head as the Quizzer quotes the verse, and stop nodding when he makes a mistake. Also, watch you facial expressions.

In determining the correctness of an answer: 1) with verses there is no room for variation; 2) with definitions, be strict; and 3) with SearchSites and Readings, be charitable.

May God bless you for your work.

For His glory,
Arlyn & Marcy



Multiple Choice Quiz Master Instructions

Encourage Cheering!

Please Wear Your Awana Uniform

You may read questions for several Books/Genders (Book 1 Girls and Book 2 Girls, for example).

Make sure that all quizzers on the same team have the same color paddles. The paddles should be taken out of the boxes.

Introduce the Quizzers by reading the church name and town, and then the names of the Quizzers. (You may read only the first name of the Quizzers so as not to embarrass you or the Quizzers by messing up their last names.) Make sure the Quizzers are seated in the order listed on the Score Sheet. Give the Score Keeper the clipboard.

Remind Quizzers to keep their **eyes on their boxes**. They are not to look around or at the audience. A Quizzer may receive no points if the Score Keeper feels s/he was looking around. Violations can be called only by the Score Keepers, not by Coaches or audience.

You will read the questions and three possible answers **once**.

Read one sample question. It may be funny so that the Quizzers can loosen up.

You will ask **ten questions**. There are additional questions in case you mess up reading one.

After reading the question, say:

“Select your answer” and pause about 5 seconds.

“Paddles up.” They should not touch their cards until you say “Paddles up.” Everyone is to raise the paddles at the same time.

When the Score Keepers have everyone’s answers recorded, say:

“Paddles down.” Remind Quizzers are to keep the cards raised until you say, “Paddles down.”

Do not read the questions more than once unless you feel it is necessary because of noise or distractions.

Ask the Score Keepers one at a time if they have Quizzers who have answered all of the questions correctly. Hand out Highest Honor Ribbons to those who have perfect scores.

Collect score sheets and have them taken to the Head Score Keepers.

May God bless you for your work.

For His glory,

Arlyn & Marcy



Speed Quiz Master Instructions

Encourage Cheering!

Please Wear Your Awana Uniform

You may read questions for several Books/Genders (Book 1 Girls and Book 2 Girls, for example). Make sure Quizzers have badges of the version in which they learned the versions. HOWEVER, be aware that some may quote the verse in another version. **Be ready to switch versions.** Make sure you have **Handbooks and Leaders Guides in all three versions** available for the Judges.

>>**Introduce the Quizzers** by reading the church name and town, and then the names of the Quizzers. (You may read only the first name of the Quizzers so as not to embarrass you or the Quizzers by messing up their last names.) Give the Score Keeper the clipboard.

>>**Announce how many questions you will be reading.** The number of questions you read is 2 times the number of Quizzers on the platform, with a minimum of 8 and a maximum of 15. For example, if there are 2 Quizzers, read 8 questions. If there are 5 Quizzers, read 10 questions. If there are 10 Quizzers, read 15 questions.

>>**Read a sample question.** It may be funny to loosen up the Quizzers.

>>**Read the question in its entirety or until a Quizzer buzzes in.** When you hear the buzz, stop immediately and mark the spot on your Questions Sheet.

A Judge will call out the number of the Quizzer who buzzed in first. The Quizzer should begin his/her answer within 10 seconds and should finish within 30 seconds. If there is a long silence, ask the Quizzer if s/he knows the answer. If not, say:

>>**“Good try!”** and go on.

After the answer is given, ask:

>>**“Is that your answer?”** and then **look at the Judges** for their ruling. Say either,

>>**“Correct” or “Incorrect.”**

If the incorrect answer is given, ask the Judge if another Quizzer has buzzed in. If so, call the number of the Quizzer who buzzed in second.

If the first person to buzz in answers the question incorrectly and a second Quizzer has already buzzed in, you can reread the question up to the place where you stopped the first time. If no one has buzzed in, read the entire question.

If the correct answer is not given by either Quizzer

>>**read the correct answer** so the audience and coaches know why the Quizzers were wrong.

Hand out Highest Honor Ribbons to those who Quiz Out (3 correct) when they earn it.

Collect score sheets and have them taken to the Head Score Keepers.

Substitutions


If a coach calls “Substitution”, let the Quizzer come to the platform. Make sure the Score Keeper knows the name of the new Quizzer.

Appeals

A coach may want clarification on a ruling by the Judges. The Coach is to say, “Question”, come up to the Judges, state the question s/he has, and then sit down. The Judges will discuss the question and make their decision with the Quiz Master. Their decision is final.

May God bless you for your work.

For His glory, Arlyn & Marcy



Finals

Saturday, February 16, 2008

Here is the schedule for the day:

10:30 - Coaches, Score Keepers and Judges meeting.

11:00 - Welcome and instructions.

Book 4 Speed Quiz and Book 3 Multiple Choice Quiz.

Book 2 Girls Speed Quiz and Book 2 Boys Multiple Choice Quiz.

Book 1 Girls Speed Quiz and Book 1 Boys Multiple Choice Quiz.

Book 3 Speed Quiz and Book 4 Multiple Choice Quiz.

Book 2 Boys Speed Quiz and Book 2 Girls Multiple Choice Quiz.

Book 1 Boys Speed Quiz and Book 1 Girls Multiple Choice Quiz.

Offering for the Northland.

Awards Ceremony.

*** We hope to be done by 4:00 p.m.**

*** There will be no baby sitting provided.**

Who can come to the Finals? *Each church can bring only ONE team per Book/Gender.* If a child chose not to come to the Semifinals, s/he cannot come to the Finals. If something happened beyond his/her control, s/he can come. If you had **two teams** per Book/Gender (Book 1 Girls, etc.), the team that qualified is the team that should come. If you had only two Quizzers in a Rank, you may have a Quizzer from your second team be a substitute. We encourage you to use the original Quizzers in Speed Quizzing.

The Quiz will be at *Bethel E. Free Church – 2702 30th Ave S – Fargo*. It can be reached from the east by coming into Fargo on IB94. Take the 25th Street S exit and go south to 30th Ave. Turn right (west) to 27th St. and then south to the church. From the west, south and north take I-29 to the 32nd Ave S exit. Go east to 27th St, then north to the church. Look for the spire and the blue roof. In case of emergency, call either Teri at (701) 729-7278 or Arlyn at (701) 799B5280. A map to the church is on the web site (www.northlandawana.org).

Please **invite** parents and friends of Quizzers to attend. The more people we have cheering, the more exciting it will be for everyone. A group at Bethel will be selling **lunch** at the church with a variety of food served. Come prepared to support them. We will be taking an **offering** to help pay for Quizzing. Please inform your Quizzers and their parents of this.

Plan on having people along to **supervise the children** from your church at all times. We need to respect the building we are using. Our desire is to leave it in at least as good shape as when we came.

Most importantly, pray. *Pray* for good weather so that all can come. *Pray* for your Quizzers that the facts they are learning will have a positive influence on their lives. *Pray* that they will remember what they have faithfully studied. *Pray* that your godly attitudes will be an example to them. And, *pray* for us to have wisdom and sensitivity as we plan and carry out the Quiz.

Again, thank you for helping make Quiz Day a great success for the Lord.

For His glory, Arlyn & Marcy